e-ISSN:2582-7219



INTERNATIONAL JOURNAL OF MULTIDISCIPLINARY RESEARCH IN SCIENCE, ENGINEERING AND TECHNOLOGY

Volume 7, Issue 2, February 2024

INTERNATIONAL STANDARD SERIAL NUMBER INDIA

Impact Factor: 7.521

International Journal of Multidisciplinary Research in Science, Engineering and Technology (IJMRSET)

| ISSN: 2582-7219 | www.ijmrset.com | Impact Factor: 7.521| Monthly, Peer Reviewed & Referred Journal|

| Volume 7, Issue 2, February 2024 |

| DOI:10.15680/IJMRSET.2024.0702039 |

The Structural Shock and Asymmetric Recovery of Agra's Hospitality Ecosystem (2019–2023): An Empirical and Economic Analysis of the COVID-19 Pandemic

Prof Lavkush Mishra

Institute of Tourism and Hotel Management, Dr Bhimrao Ambedkar University, Agra, India

ABSTRACT: The COVID-19 pandemic (2020–2022) delivered the sharpest economic shock in the modern history of Agra, Uttar Pradesh—a global heritage hub built around three UNESCO World Heritage Sites: the Taj Mahal, Agra Fort, and Fatehpur Sikri. Unlike diversified metro markets such as New Delhi or Bengaluru, where corporate travel, diplomatic missions, and business conventions cushion hospitality demand, Agra's tourism economy relies almost entirely on monument sightseeing. Before the pandemic, travel and hospitality supported roughly 400,000 livelihoods across the city and generated an estimated ₹3,000 crore in annual output.

This paper traces how the crisis reshaped Agra's hospitality sector between 2019 and 2023, moving from pre-pandemic stability (2019), through severe contraction (2020–2021), to an uneven, domestic-led recovery (2022–2023). Using visitor data from the Archaeological Survey of India (ASI) and the Ministry of Tourism alongside hotel benchmarks from Hotelivate and HVS ANAROCK, the study shows that domestic "revenge travel," weekend road trips from the Delhi National Capital Region (NCR), and destination weddings brought room occupancy back to near-2019 levels by 2023. However, the slow return of high-spending Foreign Tourist Arrivals (FTAs) fundamentally changed Agra's revenue mix, Average Daily Rates (ADRs), workforce stability, and local supply chains. Finally, the paper examines how luxury and mid-market hotels adapted their operations and outlines policy steps to help Agra weather future economic disruptions.

KEYWORDS: COVID-19 Pandemic, Agra Hospitality Industry, Heritage Tourism, Taj Mahal Footfall, Hotel Occupancy, Average Daily Rate (ADR), RevPAR, Domestic Revenge Tourism, Asymmetric Recovery, Uttar Pradesh Tourism.

I. INTRODUCTION

1.1 Background and Significance of the Study

Tourism and hospitality form the backbone of Agra's economy. Located on the banks of the Yamuna River in western Uttar Pradesh, the city serves as the centerpiece of India's "Golden Triangle" tourist circuit alongside New Delhi and Jaipur. In 2019, Agra's lodging market included 12 five-star luxury and upper-upscale hotels and roughly 400 budget, mid-scale, and heritage properties, totaling an estimated 6,000 to 7,000 rooms. Beyond hotels, the broader tourism supply chain sustained around 3,500 licensed guides, 800 registered photographers, over 500 marble inlay and handicraft emporiums, local transport operators, restaurants, and thousands of informal artisans, rickshaw pullers, and street vendors. Together, this ecosystem brought in roughly ₹3,000 crore each year and supported nearly 400,000 residents—meaning about three in every ten households in Agra depended on tourism to make a living.

When COVID-19 struck in early 2020, nationwide lockdowns, international flight bans, and monument closures cut off that economic lifeline almost overnight. The Archaeological Survey of India (ASI) shut down all centrally protected monuments—including the Taj Mahal—for 188 days between March and September 2020, and closed them again during the severe Delta wave from April to June 2021. While hotels in major commercial cities stayed afloat through essential business travel or quarantine contracts, Agra's hotels faced a simultaneous collapse in both visitor demand and operational capacity.

1.2 Research Objectives and Scope (2019–2023)

This study offers a five-year evaluation of how the COVID-19 pandemic affected Agra's hospitality sector from 2019 through 2023. Specifically, it aims to:

| ISSN: 2582-7219 | www.ijmrset.com | Impact Factor: 7.521| Monthly, Peer Reviewed & Referred Journal|

| Volume 7, Issue 2, February 2024 |

| DOI:10.15680/IJMRSET.2024.0702039 |

- **Establish a 2019 baseline** for monument footfall, hotel room supply, occupancy rates, Average Daily Rates (ADR), and Revenue Per Available Room (RevPAR).
- **Measure the pandemic contraction** across luxury, mid-market, and budget hotels during 2020 and 2021.
- **Compare domestic and international recovery** during 2022 and 2023, focusing on the surge in domestic leisure travel and destination weddings.
- **Evaluate the human and economic toll** on Agra's formal hotel staff, informal workers, handicraft emporiums, and small local businesses.
- **Review operational shifts**—such as contactless check-ins, hygiene certifications, cloud kitchens, and dynamic pricing—and recommend policies to build long-term resilience.

1.3 Methodology and Data Sources

This paper uses a mixed-methods approach that combines longitudinal market data with qualitative industry insights covering 2019 to 2023. Quantitative figures are compiled from the Ministry of Tourism (Government of India), the Archaeological Survey of India (ASI), the Uttar Pradesh Department of Tourism, CEIC Data, and hospitality consultancies including Hotelivate, HVS ANAROCK, and Horwath HTL. Qualitative context is drawn from regional case studies (such as Bhagat, 2021; Jain & Sharma, 2021) and public statements from Agra hotel executives, including leadership at Double Tree by Hilton Agra and Jaypee Palace Hotel & Convention Centre.

II. LITERATURE REVIEW

Research on global and Indian hospitality consistently highlights how vulnerable heritage-dependent cities are during public health crises. Gössling, Scott, and Hall (2020) note that pandemics differ sharply from typical recessions or natural disasters because border closures, travel restrictions, and health anxieties freeze both supply and demand across every source market simultaneously. Within India, Kaushal and Srivastava (2021) found that staffing pressures, cash flow shortages, and hygiene protocols were the most urgent challenges facing hoteliers during the 2020 lockdowns.

Studies focused specifically on Agra underscore the risks of relying on monument-driven tourism. Researchers evaluating heritage marketing in the city reported that closing the Taj Mahal triggered immediate ripple losses of ₹2,000 crore to ₹2,200 crore across Agra's tourism network, including ₹72 crore in lost monument ticket revenue alone. Similarly, Bhagat (2021) studied property-level revenue in Agra during and right after the 2020 lockdown, showing that hotels reliant on international guests—such as Holiday Inn Agra—had to shut down completely until mid-September 2020 because foreign travelers made up the bulk of their room nights.

Broader industry reports from Hotelivate (2023) and HVS ANAROCK (2024) point to a split national recovery. While domestic leisure travel and weddings rebounded quickly in 2022–2023 and pushed national room rates past 2019 levels, destinations that historically depended on long-haul visitors from North America and Western Europe recovered more slowly and with a different customer mix. This study connects those national hospitality trends with local empirical data from Agra to build a clear five-year picture.

III. PRE-PANDEMIC BASELINE: STRUCTURE OF AGRA'S HOSPITALITY ECOSYSTEM IN 2019

To measure the full impact of COVID-19, it helps to look at how Agra's hospitality market functioned in 2019—the last normal year before the pandemic.

3.1 Dual-Market Demand Architecture

In 2019, Agra's visitor demand rested on two very different traveler groups with distinct spending habits and lengths of stay:

- **Domestic Tourists:** The Taj Mahal welcomed roughly 4.835 million domestic visitors in 2019. Most arrived by road from Delhi-NCR via the Yamuna Expressway or by train from northern and western India. Although domestic visitors made up the vast majority of footfall, many were day-trippers who visited the Taj Mahal and Agra Fort without staying overnight, or who booked budget and mid-scale hotels along Fatehabad Road and Tajganj.
- **Foreign Tourist Arrivals (FTAs):** Around 737,000 international tourists visited the Taj Mahal in 2019 (with fiscal year 2019–20 recording between 645,000 and 737,000 foreign visitors depending on calendar versus fiscal reporting). Even though foreign guests accounted for only about 13% of total monument footfall, they generated most of the overnight room nights and high-margin revenue for Agra's five-star hotels—including The Oberoi Amarvilas, ITC Mughal, Taj Hotel & Convention Centre, Jaypee Palace, Courtyard by Marriott, and Radisson Hotel Agra—as well as high-end handicraft emporiums.

| ISSN: 2582-7219 | www.ijmrset.com | Impact Factor: 7.521| Monthly, Peer Reviewed & Referred Journal|

| Volume 7, Issue 2, February 2024 |

| DOI:10.15680/IJMRSET.2024.0702039 |

3.2 Accommodation Inventory and Revenue Metrics (2019)

By late 2019, Agra had roughly 412 organized and unorganized lodging properties offering an estimated 6,000 to 7,000 rooms. Branded hotels concentrated along the Fatehabad Road corridor saw strong seasonal demand between October and March, driven by tour groups from Europe, North America, and East Asia.

Across Agra's organized hotel sector in 2019, annual occupancy averaged 62% to 65%, with luxury hotels exceeding 75% during the winter peak. Blended Average Daily Rates (ADR) sat around ₹5,400–₹5,800—ranging from ₹2,500–₹4,200 at mid-scale branded hotels to ₹18,000–₹35,000+ at ultra-luxury properties—producing a city-wide organized RevPAR of roughly ₹3,500–₹3,700.

IV. CHRONOLOGICAL IMPACT ANALYSIS (2019–2023)

Agra's hospitality sector moved through four distinct phases between 2019 and 2023, shaped by pandemic waves and shifting travel rules.

4.1 Phase I: The Acute Shock and Monument Lockdowns (2020)

When COVID-19 hit in early 2020, international bookings vanished almost immediately as airlines grounded flights and India suspended tourist visas in March 2020. On March 17, 2020, the Archaeological Survey of India closed the Taj Mahal and all other centrally protected monuments in Agra—the longest shutdown in the monument's modern history.

The numbers for calendar year 2020 reflect the scale of that blow:

- **Collapse in Monument Footfall:** Overall visitors to the Taj Mahal dropped by 76% compared to 2019. Domestic footfall fell by 76.5%, shrinking from 4.835 million in 2019 to just 1.134 million in 2020. Foreign arrivals plunged by 75.3%, falling from 737,000 to 182,000—nearly all of whom had visited between January and mid-March before borders closed.
- **Hotel Closures and Occupancy Trough:** Between April and August 2020, hotel occupancy across Agra sank to near zero. While hotels near international airports in New Delhi or Mumbai earned steady cash flow from Vande Bharat repatriation quarantine stays, Agra saw virtually no quarantine demand. Properties like Holiday Inn Agra stayed closed until mid-September 2020. Even after the Taj Mahal reopened on September 21, 2020, under strict daily visitor caps (initially 5,000 visitors per day split into morning and afternoon slots), annual organized hotel occupancy for 2020 averaged just 22%–26%. Meanwhile, ADRs dropped by roughly 25%–30% as five-star properties cut room rates to attract weekend drivers from Delhi-NCR.

4.2 Phase II: The Delta Wave and Prolonged International Stagnation (2021)

Domestic weekend travel began showing early signs of recovery in the first quarter of 2021, only to be wiped out by India's devastating second wave (the Delta variant) in April and May 2021. The ASI closed the Taj Mahal and Agra Fort once again from mid-April through mid-June 2021, wiping out the spring and early summer travel season.

- **Asymmetric Footfall Dynamics:** Domestic footfall at the Taj Mahal picked up during the second half of 2021, reaching roughly 2.96 million to 3.29 million visitors (depending on calendar year versus FY 2021–22 reporting). However, because India kept its ban on scheduled international commercial flights and regular tourist visas in place throughout the year, foreign arrivals fell even further than in 2020—dropping to an all-time low of roughly 19,441 to 38,000 visitors (more than a 94% decline from 2019).
- **Financial Distress and Structural Attrition:** By September 2021, local industry leaders reported deep financial strain. Hari Sukumar, Vice-President (Operations) at Jaypee Palace Hotel and Convention Centre, estimated that Agra's hospitality sector lost over ₹800 crore in direct revenue between the two lockdowns alone, with more than 5,500 formal hotel workers losing their jobs and remaining staff taking 30% to 50% pay cuts. Across the city, roughly 20% of Agra's 400 budget hotels and half of its 500 handicraft emporiums stayed shuttered. Organized hotel occupancy edged up to 38%–42% in 2021—kept afloat mainly by discounted domestic staycations and small, capacity-capped local weddings—while RevPAR stayed below half of 2019 levels.

4.3 Phase III: Resumption of International Flights and Domestic Surge (2022)

A major turning point arrived in early 2022. Following India's rapid nationwide vaccination rollout and the decline of the Omicron wave in January, the Government of India resumed scheduled international commercial flights and reinstated tourist visas on March 27, 2022.

- **Domestic "Revenge Travel" Boom:** Pent-up domestic demand surged across Uttar Pradesh in 2022. Calendar-year domestic footfall at the Taj Mahal jumped to 5.59 million, beating the 2019 pre-pandemic mark of 4.835 million by

| ISSN: 2582-7219 | www.ijmrset.com | Impact Factor: 7.521| Monthly, Peer Reviewed & Referred Journal|

| Volume 7, Issue 2, February 2024 |

| DOI:10.15680/IJMRSET.2024.0702039 |

over 15%. Total domestic arrivals across Agra District rebounded to nearly 83 million (including regional Braj and local circuit visitors), essentially matching 2019 numbers.

- **Lagged International Rebound:** Because international tour operators typically book South Asian group itineraries 6 to 12 months ahead, foreign arrivals returned more slowly—reaching 156,656 in calendar year 2022 (and 328,000 in FY 2022–23), still 55% to 78% below the 2019 peak.
- **Hotel Metric Recovery:** Fueled by strong weekend leisure travel, corporate offsites, and a busy wedding season, Agra's organized hotel occupancy climbed back to 54%–58% in 2022. ADRs also recovered to ₹5,000–₹5,300 as hotels rolled back steep pandemic discounts.

4.4 Phase IV: Full Domestic Stabilization and Rate-Led Expansion (2023)

By 2023, Agra's hospitality industry had moved past crisis recovery into steady operations, though its customer base looked very different than it had four years earlier.

- **Monument Footfall Stabilization:** In calendar year 2023, the Taj Mahal drew 5.25 million domestic visitors and 430,116 foreign visitors (with FY 2023–24 foreign arrivals climbing further to 681,000 over the winter peak). Although calendar-year foreign footfall in 2023 remained roughly 41.6% below 2019's 737,000 visitors, strong domestic demand made up the volume gap.
- **Occupancy, ADR, and RevPAR Rebound:** Organized hotel occupancy in 2023 reached 61%–64%, virtually matching pre-pandemic norms. Backed by strong domestic spending, corporate MICE events (Meetings, Incentives, Conferences, and Exhibitions), and lavish destination weddings, organized ADRs climbed to ₹6,100–₹6,500—roughly 12% higher than 2019 nominal rates—lifting RevPAR to ₹3,800–₹4,100.

V. EMPIRICAL DATA SYNTHESIS AND VISUAL ANALYSIS (2019–2023)

- **5.1 Longitudinal Performance Matrix**

Table 1 consolidates the key tourism and hospitality performance indicators for Agra across the five-year period from 2019 to 2023, synthesizing ASI monument records, regional economic estimates, and organized hotel market benchmarks.

Indicator / Metric	2019 (Baseline)	2020 (Acute Shock)	2021 (Delta & Stag.)	2022 (Rebound)	2023 (Stabilization)	Net Change (2019 vs 2023)
Taj Mahal Domestic Footfall (Millions)	4.84	1.13	2.96	5.59	5.25	+8.5%
Taj Mahal Foreign Footfall (Thousands)	737.0	182.0	19.4	156.7	430.1	-41.6%
Total Taj Mahal Footfall (Millions)	5.57	1.32	2.98	5.75	5.68	+2.0%
Foreign Share of Taj Footfall (%)	13.2%	13.8%	0.7%	2.7%	7.6%	-5.6 pp
Organized Hotel Occupancy Rate (%)	64.0%	24.0%	40.0%	56.0%	62.5%	-1.5 pp
Organized Hotel ADR (₹ INR)	₹5,600	₹3,950	₹4,300	₹5,250	₹6,300	+12.5%
Organized Hotel RevPAR (₹ INR)	₹3,584	₹948	₹1,720	₹2,940	₹3,938	+9.9%
Est. Agra Tourism Sector Output (₹ Cr)	₹3,000	₹850	₹1,350	₹2,350	₹2,850	-5.0%

Sources: Compiled and synthesized from Archaeological Survey of India (ASI) Monument Circle Data, Ministry of Tourism (GOI), Hotelivate & HVS ANAROCK Industry Benchmarks, and Agra Hospitality Industry Assessments. Note: Organized hotel metrics reflect classified 3-star to 5-star luxury inventory in Agra.

| ISSN: 2582-7219 | www.ijmrset.com | Impact Factor: 7.521| Monthly, Peer Reviewed & Referred Journal|

| Volume 7, Issue 2, February 2024 |

| DOI:10.15680/IJMRSET.2024.0702039 |

5.2 Graphical Analysis of Trends (2019–2023)

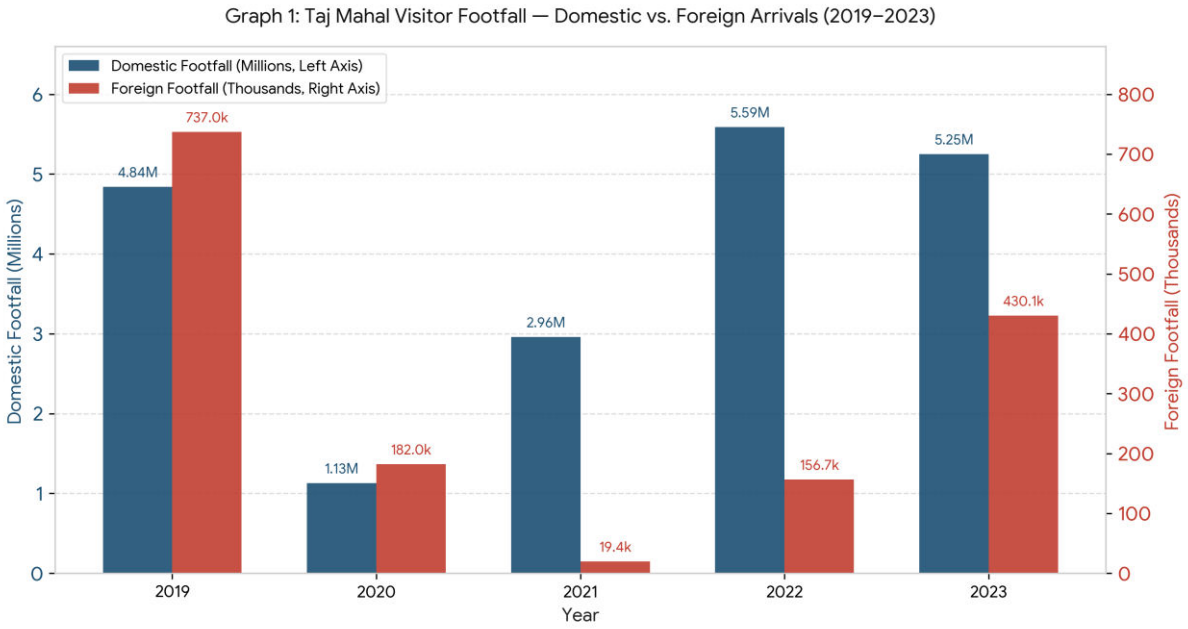

Figure 1 (Graph 1): Taj Mahal Visitor Footfall Trajectory — Domestic vs. Foreign Arrivals (2019–2023). Source: ASI & Ministry of Tourism.

Analytical Interpretation of Graph 1: Graph 1 illustrates the stark "V-shaped" domestic recovery contrasted against the "U-shaped / lagged" international recovery. While domestic footfall surpassed its 2019 baseline by 2022 (5.59 million vs. 4.84 million) due to pent-up domestic travel demand, foreign arrivals experienced a double-dip trough—falling in 2020 (182,000) and hitting near-zero in 2021 (19,441) due to the full-year international flight suspension. Even in 2023, foreign footfall (430,116) stood at just 58.4% of its 2019 level, permanently reducing the international share of Agra's visitor base from 13.2% in 2019 to 7.6% in 2023.

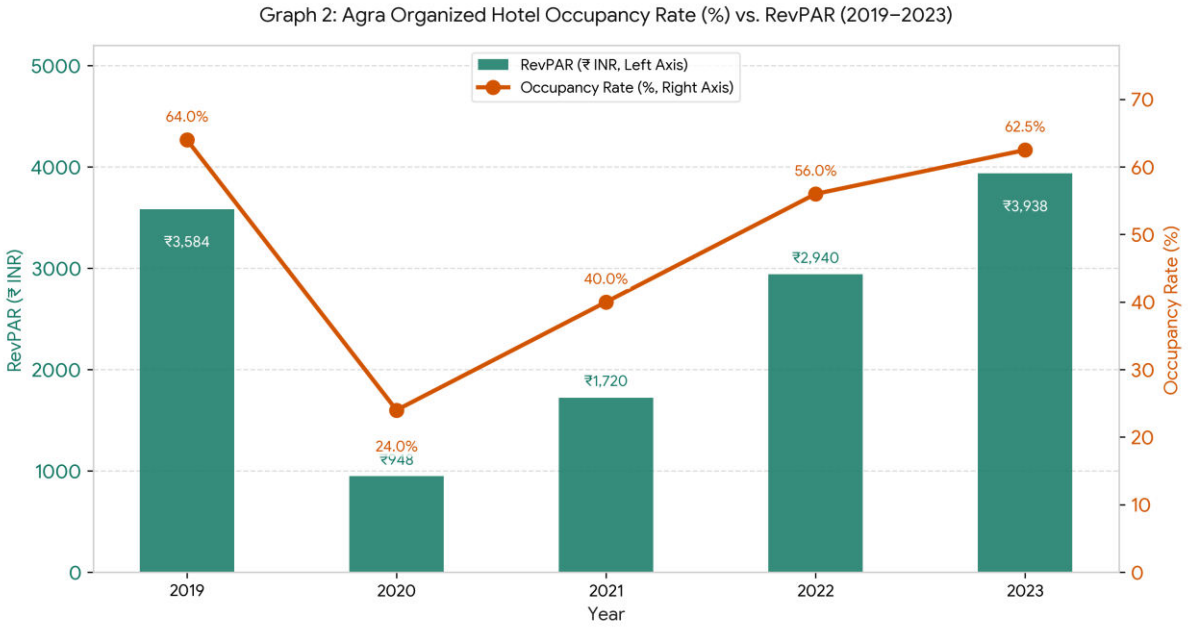

Figure 2 (Graph 2): Agra Organized Hotel Occupancy Rate (%) vs. RevPAR (₹ INR) (2019–2023). Source: Hotelivate, HVS ANAROCK, and industry benchmarks.

| ISSN: 2582-7219 | www.ijmrset.com | Impact Factor: 7.521| Monthly, Peer Reviewed & Referred Journal|

| Volume 7, Issue 2, February 2024 |

| DOI:10.15680/IJMRSET.2024.0702039 |

Analytical Interpretation of Graph 2: Graph 2 demonstrates the operating leverage dynamics of Agra's hotel sector. In 2020, the simultaneous collapse in occupancy (from 64.0% to 24.0%) and ADR (from ₹5,600 to ₹3,950) caused RevPAR to plummet by 73.6% (from ₹3,584 to ₹948)—well below the operational break-even threshold for full-service hotels. Between 2021 and 2023, RevPAR recovered faster than occupancy alone because hotels successfully implemented rate-led recovery strategies in 2022–2023, lifting 2023 RevPAR (₹3,938) 9.9% above 2019 nominal levels even though occupancy (62.5%) remained 1.5 percentage points shy of 2019.

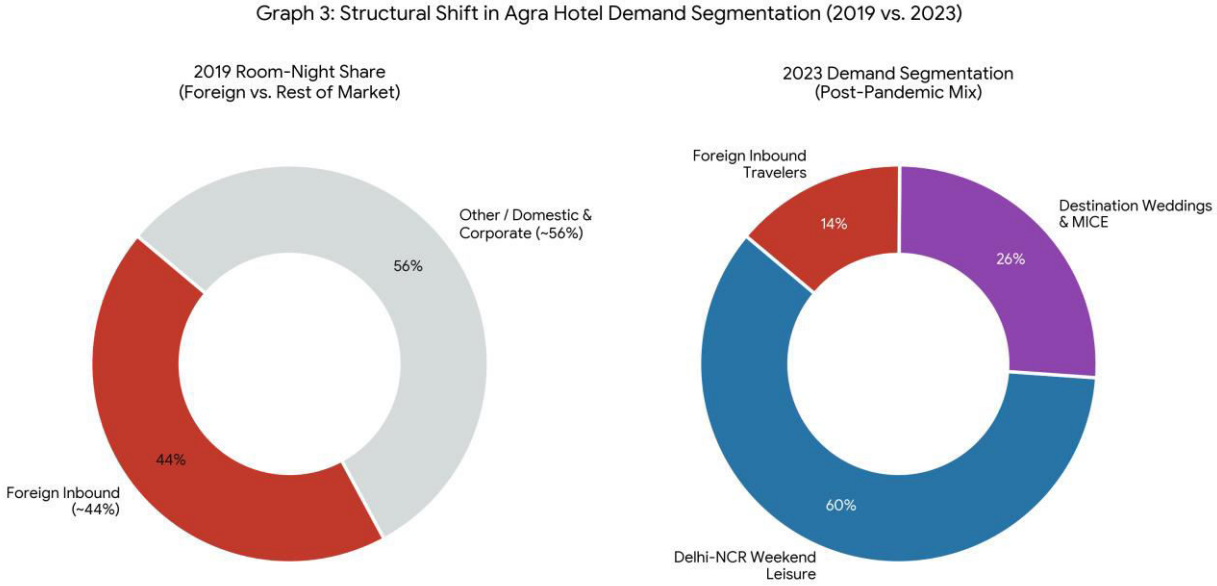

Figure 3 (Graph 3): Structural Shift in Agra Hotel Demand Segmentation (2019 vs. 2023). Source: From industry assessments and hospitality benchmarks.

Analytical Interpretation of Graph 3: Graph 3 captures the fundamental structural transformation of Agra's hospitality demand. In 2019, foreign inbound travelers generated roughly 44% of organized hotel room-nights. By 2023, that share had compressed to 14%, replaced by domestic weekend leisure travelers driving down from Delhi-NCR (60%) and high-value destination weddings and corporate MICE events (26%).

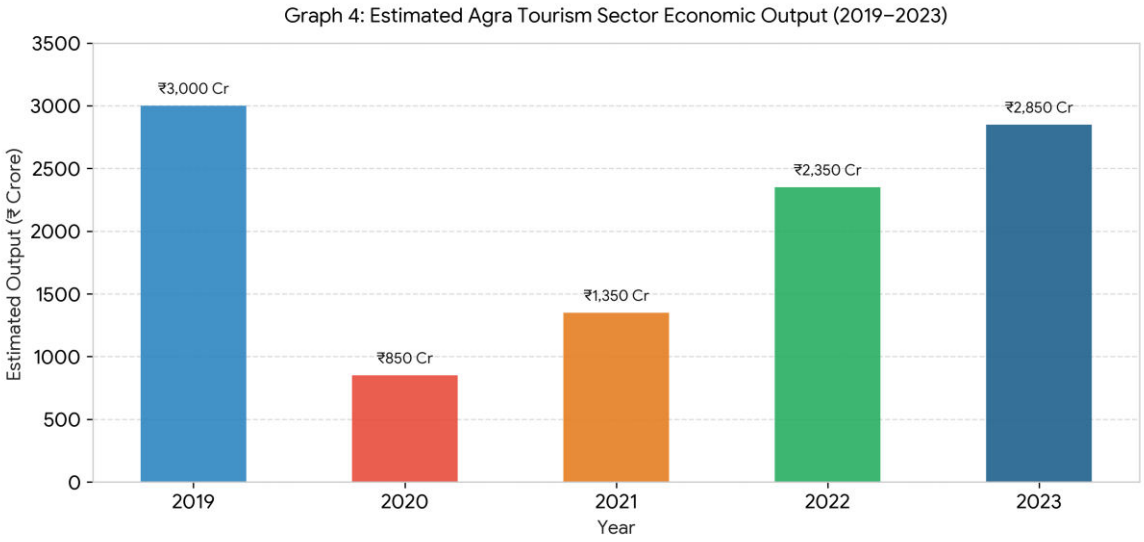

Figure 4 (Graph 4): Estimated Agra Tourism Sector Economic Output (₹ Crore) (2019–2023). Source: Regional economic estimates as in Table 1.

| ISSN: 2582-7219 | www.ijmrset.com | Impact Factor: 7.521| Monthly, Peer Reviewed & Referred Journal|

| Volume 7, Issue 2, February 2024 |

| DOI:10.15680/IJMRSET.2024.0702039 |

Analytical Interpretation of Graph 4: Graph 4 highlights the aggregate macroeconomic shock and rebound across Agra's tourism ecosystem: estimated sector output contracted by 71.7% in 2020 (from ₹3,000 crore to ₹850 crore) before recovering to ₹2,850 crore in 2023, reflecting strong domestic volume offset in part by lingering international and ancillary softness.

VI. SECTORAL DISAGGREGATION: DIFFERENTIAL IMPACTS ACROSS HOSPITALITY SEGMENTS

COVID-19 affected different corners of Agra's hospitality market in dramatically different ways.

6.1 Luxury and Upper-Upscale Hotels (5-Star Segment)

Agra's 12 five-star properties—including The Oberoi Amarvilas, ITC Mughal, Taj Hotel & Convention Centre, Jaypee Palace, DoubleTree by Hilton, Courtyard by Marriott, and Radisson—absorbed the sharpest initial blow in 2020 because their revenue models were built around affluent Western and East Asian tour groups paying dollar-denominated rates. Through 2020 and 2021, heavy fixed costs—such as maintaining sprawling Mughal-inspired gardens, central air-conditioning systems, swimming pools, and specialized kitchen teams—led to severe cash burn.

By 2022 and 2023, however, these luxury hotels staged the strongest financial comeback. Backed by expansive outdoor lawns (such as DoubleTree by Hilton's 40,000 sq. ft. lawn and Jaypee Palace's convention spaces), corporate hygiene programs (like Hilton CleanStay, Tajness, and Marriott Commitment to Clean), and loyal customer networks, five-star properties pivoted aggressively toward lavish Indian destination weddings and weekend staycations for wealthy Delhi-NCR families. That shift enabled luxury hotels to push their Average Daily Rates past 2019 levels by late 2022 and hold them there throughout 2023.

6.2 Mid-Scale and Budget Hotels (Unorganized & Semi-Organized Segment)

Agra's roughly 400 budget and mid-scale hotels—clustered in Tajganj, Fatehabad Road, Idgah, and around Agra Cantonment railway station—suffered lasting structural losses. Without institutional financial backing, cheap credit, or large wedding banquet halls, smaller hotels depended on high-volume turnover from domestic train travelers and backpackers. Following the 2020 and 2021 lockdowns, about 20% of Agra's budget hotels permanently shut down or defaulted on loans. Those that stayed open faced fierce price wars in 2021 and 2022, with room rates squeezed down to ₹800–₹1,500 per night even as electricity and compliance costs climbed.

6.3 Food & Beverage (F&B), MICE, and Banqueting

During the 2020 and 2021 lockdowns, dine-in restaurant revenues plunged by more than 80%, while strict government caps on wedding guest lists (limiting events to 50 or 100 people) wiped out banqueting—historically the second-largest revenue driver after room bookings for Agra's major hotels. Once gathering limits were lifted in 2022, pent-up wedding demand sparked a massive banqueting boom. Hotels rolled out curated, all-inclusive wedding packages (such as Hilton's *Wedding Diaries*), turning Agra from a quick one-night monument stop into a two-to-three-night residential wedding destination.

6.4 Ancillary Ecosystem: Guides, Artisans, Emporiums, and Transport

The deepest personal hardship fell on Agra's informal and ancillary tourism workers:

- **Tourist Guides and Photographers:** Agra's 3,500 ASI-licensed guides and 800 monument photographers—alongside thousands of unlicensed operators—earned zero income during the 188-day monument closure in 2020 and the 60-day shutdown in 2021. Even in 2022 and 2023, domestic day-trippers hired guides far less often than foreign tour groups had, leaving guide earnings 40% to 50% below 2019 levels.
- **Marble Inlay (*Pietra Dura*) and Handicraft Emporiums:** Agra's 500-plus marble, leather, carpet, and *zardozi* emporiums depended almost entirely on commission-based tour buses bringing international shoppers. By late 2021, half of these emporiums remained closed, forcing master *pachikari* (marble inlay) artisans to take daily-wage construction or farm work just to get by.
- **Local Transport:** Tourist taxi drivers, cycle-rickshaw pullers, and electric golf-cart operators working near the Taj Mahal's Eastern and Western gates faced widespread vehicle repossessions and loan defaults as foreign tour coaches disappeared.

| ISSN: 2582-7219 | www.ijmrset.com | Impact Factor: 7.521| Monthly, Peer Reviewed & Referred Journal|

| Volume 7, Issue 2, February 2024 |

| DOI:10.15680/IJMRSET.2024.0702039 |

VII. LABOR MARKET DISLOCATION AND SOCIO-ECONOMIC FALLOUT

Because hospitality relies heavily on people, the pandemic triggered a severe employment crisis across Agra:

- **Mass Layoffs and Furloughs:** Between March 2020 and September 2021, an estimated 200,000 to 300,000 workers across Agra's wider tourism and hospitality supply chain lost their livelihoods—including over 5,500 permanent and contract staff inside classified hotels alone.
- **Wage Compression and Multi-Tasking:** Staff who kept their jobs through 2020 and 2021 took salary cuts of 30% to 50%. To keep operating on bare-bones payrolls, hotels cross-trained employees to handle front-office, housekeeping, and food-and-beverage duties simultaneously, trimming the staff-to-room ratio from a pre-pandemic average of 1.6–1.8 down to 1.1–1.3 in luxury hotels.
- **Talent Drain:** Months of uncertainty pushed thousands of experienced chefs, stewards, and front-desk executives in Agra to leave hospitality permanently for jobs in e-commerce logistics, retail, and BPOs, or to move away to major metro cities. As a result, when guest demand surged back in 2022 and 2023, Agra's hotels ran into an unexpected shortage of skilled workers—forcing management to raise entry-level pay and partner with local hotel management institutes to rebuild their teams.

VIII. STRATEGIC ADAPTATIONS AND OPERATIONAL PIVOTS (2020–2023)

To survive the downturn and capture the post-2022 rebound, Agra's hotel operators made five major operational and strategic shifts:

- **Hyper-Sanitization and Contactless Guest Journeys:** Major hotel chains introduced strict global hygiene standards—such as Hilton CleanStay, *Tajness – A Commitment Restrengthened*, and ITC WeAssure. Properties replaced paper menus with QR codes, shifted check-ins to mobile apps, turned self-serve buffets into staff-assisted live stations, and sanitized guest rooms electrostatically with visible door seals.
- **Repositioning for the Delhi-NCR "Drive-To" Market:** With air travel restricted or viewed as risky, Agra hotels leaned into the city's 3-to-3.5-hour road link to Delhi-NCR via the six-lane Yamuna Expressway. Properties launched curated weekend family staycations featuring resort-style activities—such as evening pottery workshops, puppet shows, magic acts, spa credits, and kids' programming—stretching the average domestic stay from 1.1 nights to 1.8 nights.
- **Culinary Delivery and Cloud Kitchens:** During lockdowns, five-star kitchens partnered with Zomato and Swiggy and rolled out their own delivery apps (including IHCL's Qmin and Marriott's *Marriott Bonvoy on Wheels*) to bring gourmet Mughlai and Awadhi dishes to local Agra households, bringing in critical cash to pay kitchen staff.
- **Aggressive Destination Wedding Marketing:** Hotels turned lawns, poolside decks, and ballrooms into customizable wedding venues, drawing high-spending families from Delhi, Gurugram, Noida, Kanpur, and Lucknow who wanted a royal Mughal backdrop without the hassle of international travel.
- **Fixed-to-Variable Cost Restructuring:** Hoteliers renegotiated vendor contracts, delayed non-essential capital spending and furniture or equipment upgrades, installed energy-saving automation (such as shutting down entire floors during quiet weekdays), and used the Government of India's Emergency Credit Line Guarantee Scheme (ECLGS) to manage working-capital debt.

IX. POLICY RESPONSES AND INSTITUTIONAL GAPS

Government relief efforts between 2020 and 2023 brought mixed results for Agra's hospitality sector:

- **Macro-Level Relief Measures:** The Reserve Bank of India's 2020 loan moratorium and the Ministry of Finance's ECLGS 3.0—which was specifically extended to hospitality, travel, and tourism businesses—helped prevent widespread bankruptcies among Agra's organized hotels by offering collateral-free, government-guaranteed working-capital loans. Once borders reopened, the Government of India also waived tourist visa fees for the first 500,000 international visitors to help jump-start inbound travel.
- **State-Level Policy Support:** Under the Uttar Pradesh Tourism Policy (2022), the state government rolled out capital subsidies of 10% to 25%, interest subsidies, and stamp duty exemptions for new hospitality projects, alongside broader infrastructure upgrades like the Agra Metro and Taj Trapezium Zone (TTZ) beautification work.
- **Critical Policy Gaps:** Even with those steps, local industry bodies—including the Agra Tourist Welfare Chamber and the Approved Guides Association—voiced sharp frustration after the Union Budget 2022. They pointed out the lack of direct payroll support, GST rate cuts on hotel rooms, or targeted cash relief for informal guides, artisans, and emporium workers. On top of that, high commercial electricity tariffs and municipal property taxes continued to be charged during months when hotels were legally required to stay shut, putting extra strain on already fragile balance sheets.

| ISSN: 2582-7219 | www.ijmrset.com | Impact Factor: 7.521| Monthly, Peer Reviewed & Referred Journal|

| Volume 7, Issue 2, February 2024 |

| DOI:10.15680/IJMRSET.2024.0702039 |

X. CONCLUSION AND STRATEGIC RECOMMENDATIONS

10.1 Summary of Findings

Agra's hospitality journey between 2019 and 2023 offers a clear case study of an external economic shock followed by an uneven recovery. The COVID-19 pandemic exposed the risks of relying heavily on international monument sightseers. Across 2020 and 2021, monument closures and international flight bans wiped out more than ₹2,000 crore in regional tourism revenue, cut hotel RevPAR by nearly 74%, and cost hundreds of thousands of formal and informal workers their livelihoods.

Between 2022 and 2023, however, the sector showed strong adaptability. Driven by domestic weekend travelers from Delhi-NCR, destination weddings, and disciplined room pricing, organized hotel ADRs and RevPAR moved past 2019 benchmarks by 2023—even though foreign tourist arrivals remained 41.6% below pre-pandemic highs.

10.2 Recommendations for Long-Term Industry Resilience

To protect Agra's hospitality ecosystem against future disruptions and move beyond a quick day-trip tourism model, industry leaders and policymakers should focus on five priorities:

- **Diversification Beyond Monument Sightseeing:** Agra needs to evolve from a six-hour Taj Mahal stopover into a multi-day cultural, wellness, and MICE destination. Expanding nighttime cultural experiences—such as increasing Taj Mahal night-viewing slots, hosting Yamuna riverfront sound-and-light shows, and promoting Mughal heritage walks in Old Agra—can encourage domestic visitors to stay two to three nights.
- **Aviation Connectivity Enhancement:** Fast-tracking commercial operations at Agra's Kheria Airport civil enclave—with direct daily flights to Mumbai, Bengaluru, Hyderabad, Ahmedabad, and Varanasi—will help capture high-spending domestic corporate and leisure travelers without forcing them to transit through Delhi.
- **Formalization and Social Security for the Informal Workforce:** The Uttar Pradesh Department of Tourism should launch a dedicated Tourism Artisans & Guides Welfare Fund to provide micro-credit, digital payment onboarding, and health and unemployment insurance for licensed guides, photographers, and *pachikari* artisans.
- **Sustained MICE and Wedding Infrastructure:** Hotels and state tourism authorities should jointly market Agra as North India's leading convention and destination-wedding hub, capitalizing on its proximity to Delhi-NCR and strong five-star room inventory.
- **Crisis-Resilient Financial Frameworks:** Hospitality businesses should build dedicated cash reserves, adopt flexible cloud-based property management systems, and institutionalize cross-trained staff models to protect operating margins during sudden demand swings.

REFERENCES

1. Archaeological Survey of India (ASI). (2020–2023). India Tourism Statistics & Centrally Protected Ticketed Monuments Visitor Footfall Reports (2019–2023). Ministry of Culture, Government of India.
2. Bhagat, V. (2021). The Immediate & Long-Term Impact of COVID-19 on India's Hospitality Industry: A Case Study of Holiday Inn Agra. Journal of Advances in Economics and Business Management (JAEBM), Vol. 8, Issue 2, pp. 15–22.
3. BW Hotelier. (2022). Agra Witnessing Rapid Recovery on Hospitality Front: Interview with Shyam Kumar, General Manager, DoubleTree by Hilton Agra. April 7, 2022.
4. CEIC Data / Ministry of Tourism, GOI. (2023). Domestic and Foreign Tourist Visits: Agra Circle – Taj Mahal and Agra Fort (2008–2024). India Premium Database.
5. Gössling, S., Scott, D., & Hall, C. M. (2020). Pandemics, Tourism and Global Change: A Rapid Assessment of COVID-19. Journal of Sustainable Tourism, 29(1), 1–20.
6. Hotelivate. (2023). Indian Hospitality Trends & Opportunities 2023. Hotelivate Hospitality Consulting, New Delhi.
7. India Hotel Market Review 2023 .
8. India Hospitality Industry Overview 2023. HVS & ANAROCK Hospitality Advisory.
9. International Journal for Research in Applied Sciences and Biotechnology (IJRASB). (2021). COVID-19 Induced Crisis in Heritage Marketing in Agra. Vol. 8, Issue 4, July 2021.
10. Kaushal, V., & Srivastava, S. (2021). Hospitality and Tourism Industry amid COVID-19 Pandemic: Perspectives on Challenges and Learnings from India. International Journal of Hospitality Management, 92, 102707.
11. Times of India. (2021). Footfall to Taj Mahal Dropped by 76% in 2020 Due to COVID-19 Situation (January 17, 2021) & Pre-Covid Boom a Distant Dream for Agra Tourism Industry (September 28, 2021).
12. Uttar Pradesh Department of Tourism. (2023). Annual Tourist Arrival Statistics (Agra District & Uttar Pradesh State) and Uttar Pradesh Tourism Policy 2022. Government of Uttar Pra



INTERNATIONAL STANDARD SERIAL NUMBER INDIA

INTERNATIONAL JOURNAL OF MULTIDISCIPLINARY RESEARCH

IN SCIENCE, ENGINEERING AND TECHNOLOGY

| Mobile No: +91-6381907438 | Whatsapp: +91-6381907438 | ijmrset@gmail.com |

www.ijmrset.com